



lumini Solucoes em Iluminacao LTDA
www.lumini.com.br
Email: laboratorio@lumini.com.br
Tel: +55 11 3437-5555 Fax: +55 11 3437-5555
Address: Rua Ferreira Viana, 716 - Socorro - São Paulo/SP

lumini

LumCAT:

Luminaire: lbb01

LampCAT: modulo led dtw 12W 27K irc 90

Ballast type: led driver 700mA

Report No:

Voltage(V): 221.2800

Test No:

Current(A): 0.0650

Number of Lamps: 1

Power (W): 13.8350

Lamp flux(lm): 924.0

PF: 0.9680

Length(mm): 275

Width(mm): 275

Phm Type: C

Height(mm): 0

Photometric Results

Lumens(lm): 532.60, Efficiency(%): 57.64% , Luminous Efficacy(lm/W): 38.50

Central intensity(cd): 230.718, Maximum intensity(cd): 230.718

Angle of maximum intensity: C=0.0 γ =0.0

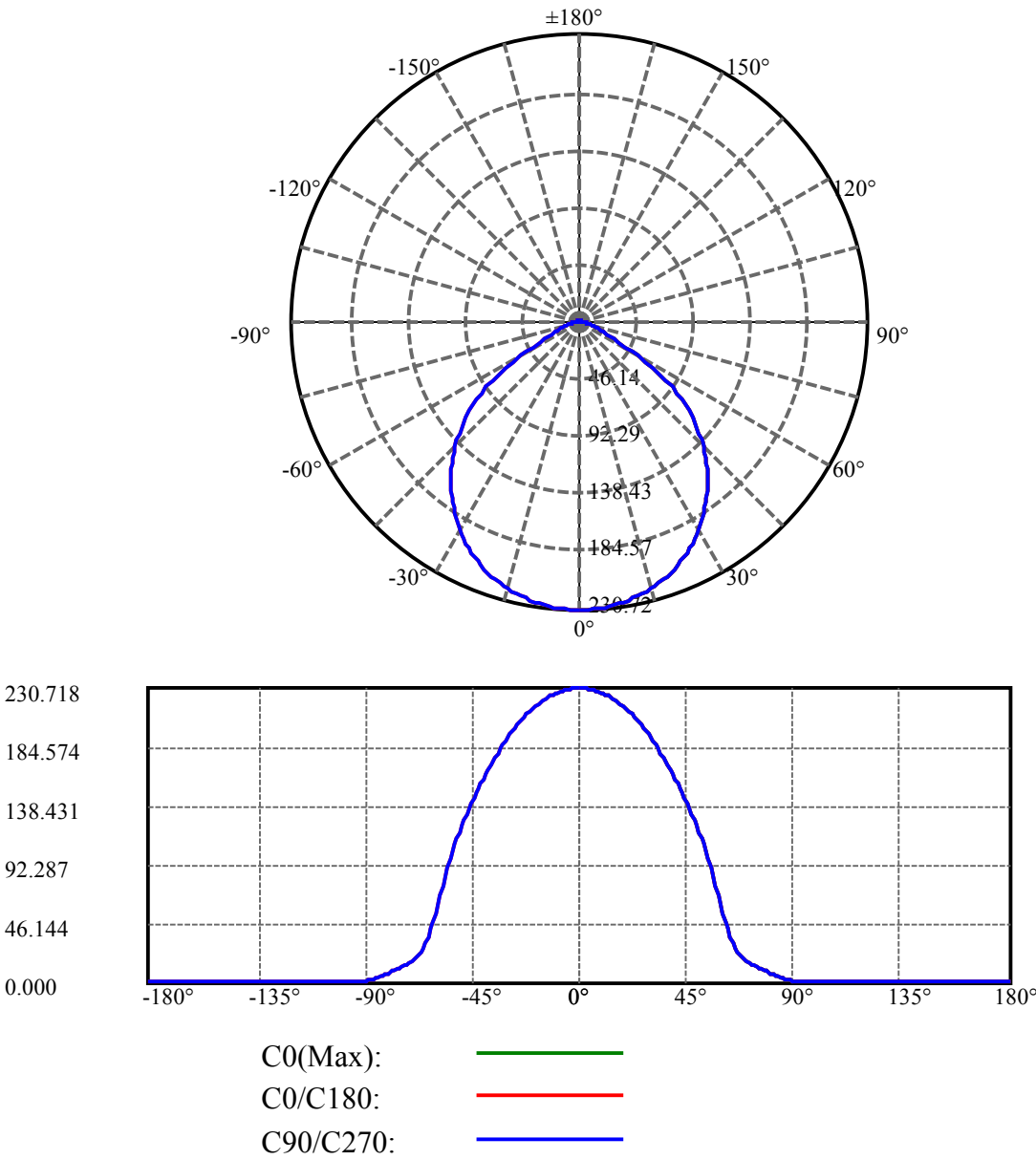
Beam angle of C0 plane : 101.12

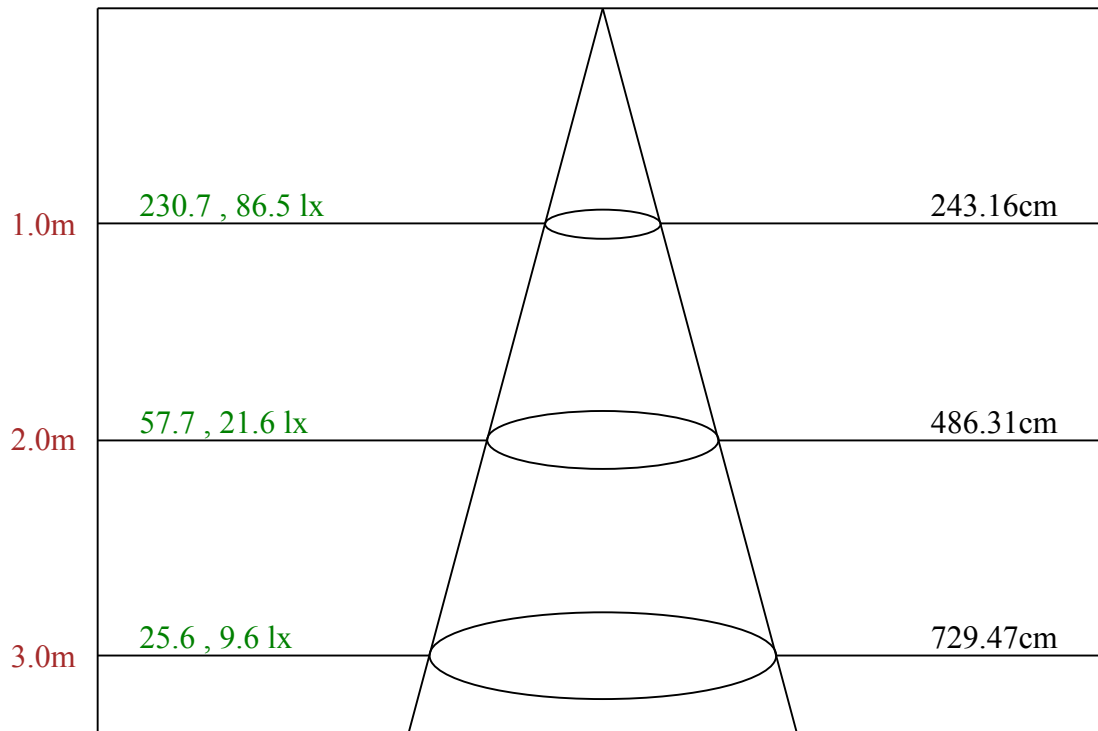
Average BeamAngle(IEC 61341): 101.12

Equipment: equipamento lumini
Temperature(°C): 25.0

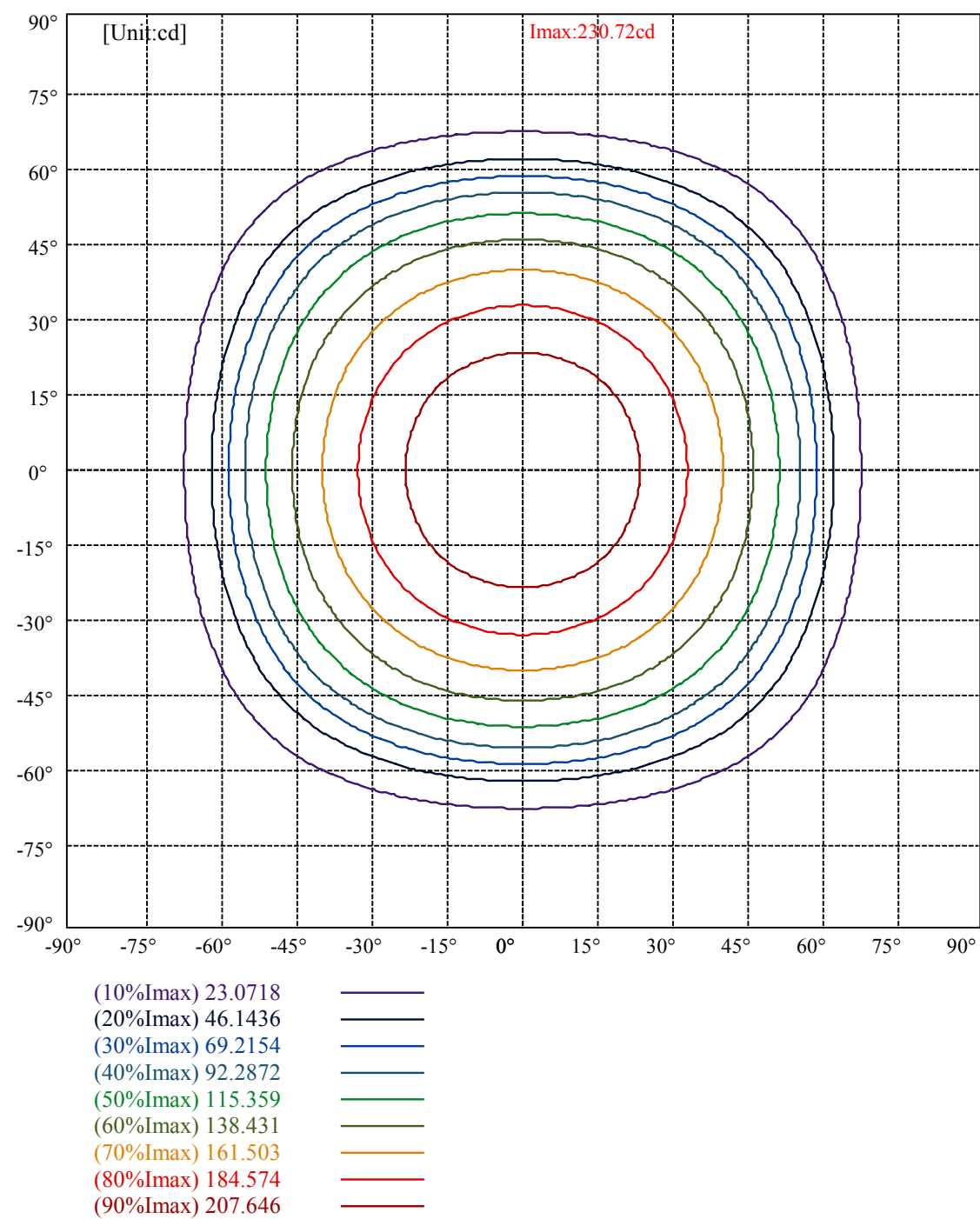
Date: 23/09/2025
Humidity(%): 58.0%

Operator: 01
Distance(m): 6.90





Max , Ave Beam angle of C0 plane 101.12



lumini

Luminance Limiting Curve(no luminous side)

Appendix Page: 5 Total:6

Luminance Table

γ	45	50	55	60	65	70	75	80	85
C0	2625	2430	2089	1430	857	662	600	599	600
C45	2625	2430	2089	1430	857	662	600	599	600
C90	2625	2430	2089	1430	857	662	600	599	600

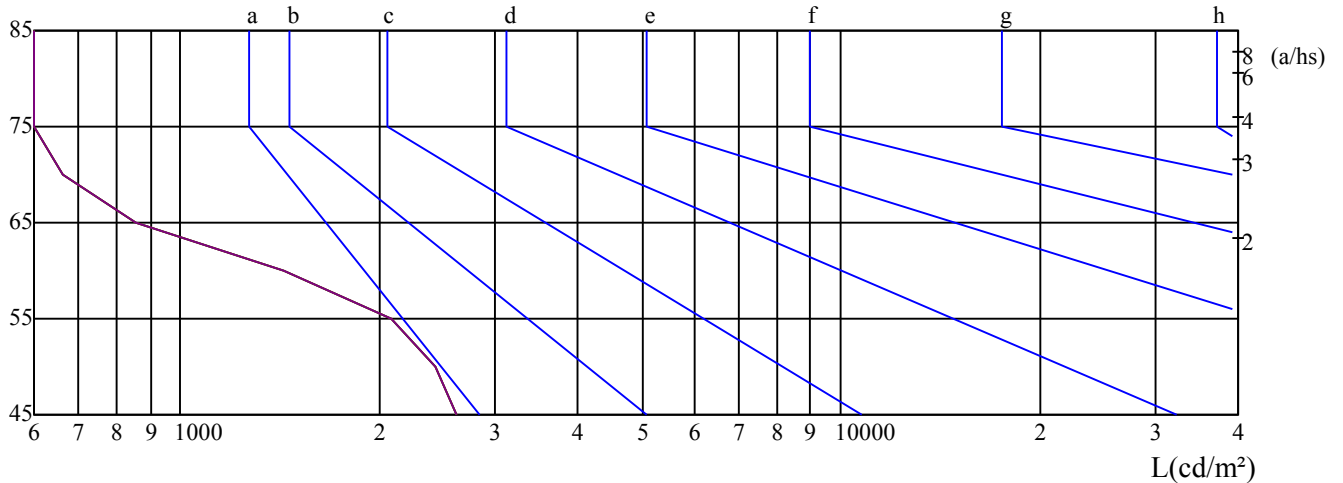
L(Hor)(65)	L(Ver)(65)	L45(65)	L(Hor)(75)	L(Ver)(75)	L45(75)	L(Hor)(85)	L(Ver)(85)	L45(85)
857	857	857	600	600	600	600	600	600

Glare Table

Glare	Quality	Service Values Illuminance(lx)							
1.15	A	2000	1000	500	≤ 300				
1.5	B		2000	1000	500	≤ 300			
1.85	C			2000	1000	500	≤ 300		
2.2	D				2000	1000	500	≤ 300	
2.55	E					2000	1000	500	≤ 300
		a	b	c	d	e	f	g	h

Luminance Limiting Curve

$\gamma(^{\circ})$



C0 ———

C45 ———

C90 ———

Equipment: equipamento lumini
Temperature($^{\circ}$ C): 25.0

Date: 23/09/2025
Humidity(%): 58.0%

Operator: 01
Distance(m): 6.90

Illumination assessment according UGR											
Rf of Ceiling	70	70	50	50	30	70	70	50	50	30	
Rf of Wall	50	30	50	30	30	50	30	50	30	30	
Rf of Floor	20	20	20	20	20	20	20	20	20	20	
Room dimensions		Viewed crosswise					Viewed endwise				
X	Y										
2H	2H	15.46	16.91	15.85	17.26	17.63	15.61	17.06	16.00	17.41	17.77
	3H	15.74	17.03	16.15	17.41	17.80	15.91	17.20	16.32	17.57	17.96
	4H	15.82	17.02	16.25	17.42	17.82	15.99	17.19	16.41	17.58	17.99
	6H	15.93	17.04	16.37	17.45	17.89	16.10	17.21	16.54	17.62	18.06
	8H	15.95	17.02	16.39	17.43	17.88	16.12	17.19	16.57	17.61	18.05
	12H	15.96	16.98	16.41	17.41	17.87	16.14	17.16	16.59	17.59	18.05
4H	2H	15.79	17.00	16.22	17.39	17.80	15.92	17.12	16.34	17.51	17.92
	3H	16.13	17.13	16.58	17.56	18.02	16.27	17.28	16.72	17.70	18.16
	4H	16.31	17.19	16.77	17.64	18.13	16.45	17.33	16.92	17.78	18.27
	6H	16.45	17.23	16.94	17.71	18.20	16.60	17.38	17.09	17.85	18.34
	8H	16.53	17.25	17.03	17.74	18.25	16.68	17.41	17.19	17.89	18.40
	12H	16.60	17.28	17.11	17.76	18.31	16.77	17.44	17.28	17.92	18.47
8H	4H	16.30	17.03	16.81	17.52	18.02	16.44	17.17	16.95	17.65	18.16
	6H	16.52	17.13	17.04	17.63	18.18	16.66	17.27	17.18	17.77	18.32
	8H	16.70	17.23	17.25	17.78	18.31	16.85	17.38	17.40	17.93	18.46
	12H	16.83	17.29	17.39	17.83	18.38	16.99	17.45	17.55	17.99	18.54
12H	4H	16.29	16.97	16.80	17.45	18.00	16.43	17.10	16.94	17.58	18.13
	6H	16.57	17.11	17.12	17.65	18.18	16.71	17.24	17.26	17.79	18.32
	8H	16.74	17.19	17.30	17.74	18.29	16.89	17.34	17.45	17.88	18.44
Variation with the observer position at spacings:											
S = 1.0H		0.5/-0.6					0.5/-0.6				
S = 1.5H		1.1/-2.5					1.1/-2.5				
S = 2.0H		3.0/-3.5					3.0/-3.5				
Standard tables:		BK2					BK2				
Uncorrected UGR		-2.3					-2.3				

依据CIE Publ. 117 计算 UGR, S/H = 0.25